

Cyndi Tyler
Shifting Power on the Plains
June 14-20, 2010

Attending this workshop in Fort Robinson enhanced my knowledge of our state's history, and it allows me to bring *history alive* to my students through primary documents, and hands on learning. To actually "have seen" history and visited places that have helped shape our nation taught me, an educator, so much more. Bringing a sense of understanding in history into my classroom, is what I want for my students. Going to Fort Robinson was a personal learning experience of Shifting Power on the Plains through pictures, stories, and hands on learning, which will help me bring it back to my students to make it real for them.

I teach kindergarten, and I am always searching for lessons that my students can make a connection with. Throughout this Masters Program, I have been collecting Native American items that I could build lessons on. I am developing an ongoing unit on Nebraska History, which focuses on the different tribes of Native Americans; their history, homes, families, food, schools, and uses of the land. The purpose of this lesson is the introductory lesson (anticipatory set).

American Indian life on the Plains


(This would be at least a 2 week unit to build on)
(I am providing the introductory lesson within this unit)

Nebraska History/Social Studies (for kindergarten)

Objective: The students will discover and learn about the history of the Plains Indians by doing hands-on activities by *Investigating items from my classroom Plains Indians Trunk.*

Activity:

1. Introduce the trunk by introducing children's literature about the Plains Indians. Have books available for students to read and explore throughout this unit.



1. **Read:**

The book about Native Americans, such as **Life In A Plains Camp** by: Bobbie Kalman

2. *Briefly show the students the items in the trunk and tell them that they will be learning about the significance of each item for the Plains Indians and will have the opportunity to do hands on activities with these items.

Items I have collected (so far) for my Plains Indians Trunk

- *children's books
- *beads
- *shells (scraping fur off of hides)
- *buffalo hide
- *antelope shoulder bone
- *rocks used for making arrowheads
- *scraping rock (used for cutting clothing)
- *photos
- *baskets
- *rope
- *postcards

3. Create a KWL Chart

with your students to capture the before, during, and after components of this unit.

***K** stands for **Know**

What do I already **know**?

***W** stands for **Want**

What do I **want** to learn?

***L** stands for **Learned**

What I **learned**?


Bibliography

*Here is a list of possible picture books to use during this Unit.




The Girl Who Loved Wild Horses, by Paul Goble.

The story of a young Native American girl and her devotion to the care of her tribe's horses. Eventually she becomes one of them, to forever run free. (Ages 5-8)



Mystic Horse, by Paul Goble


A children's book based on an old Pawnee story.



Thunder on the Plains: The Story of the American Buffalo, by Ken

Robbins.


The history of buffalo/bison and their relationship with Native Americans.



America's Prairies and Grasslands: Guide to Plants and Animals,

by Marianne D. Wallace.

Learn about the prairie and grassland regions and their habitats.



Life In A Plains Camp by: Bobbie Kalman